

# Energy Storage Battery

## Lithium LiFePo4

- IMS304 - 2.56kWh Wall Mount
- IMS303 - 5.12kWh Wall Mount
- IMS305 - 7.56kWh Wall Mount

### Why use a Lithium Battery?

Lithium LiFePo4 batteries are the ideal replacement for traditional lead acid batteries. They last longer and recharge faster, saving time, saving money and reducing risk throughout their lifetime.

#### Safety:

Lithium LiFePo4 battery chemistry is stable and safe. It is fitted with a Battery Management System (BMS) that actively monitors charge and discharge cycles to protect the cells against overcurrent, overvoltage and thermal runaway.

#### Installation:

LiFePo4 batteries are lighter and more compact, making installation easier.










#### Performance:

Unlike traditional lead acid batteries, LiFePo4 batteries charge faster with better efficiency and more lifecycles. A longer lifespan means having to replace your batteries less often.

Power For Peace Of Mind



### 10 YEAR WARRANTY

-  Ideal for Solar / Renewable or UPS Energy Storage
-  Safe, Stable and Environmentally Friendly
-  Long Cycle Life = >15 Year Design Life
-  100% DOD
-  Constant Power Output
-  Low Self-Discharge
-  Fast Charging
-  Low Maintenance
-  Intelligent Battery Management System

# Lithium LiFe Energy storage

Model: Wall Mount

## PERFORMANCE SPECIFICATIONS

Model	IMS304 - 24V 100Ah Wall Mount	IMS303 - 48V 100Ah Wall Mount	IMS305 - 48V 150Ah Wall Mount
Total Capacity	2.56kWh	5.12kWh	7.5kWh
Nominal Voltage	25.6V/DC	51.2V/DC	51.2V/DC
Maximum Charge Voltage	25.6V/DC	58.4V/DC	58.4V/DC
Discharge Cut-off Voltage	23V	46V	46V
Max. Continuous Charge Current	50A - 0.5C	100A - 1C	100A - 1C
Max. Continuous Discharge Current	50A - 0.5C	100A - 1C	100A - 1C
Operating Temperature	Charging: 0~45°C Discharging: -20~60°C Storage: 0~40°C		
Cycles	3000 Cycles @100% D.O.D - 6000 cycles at 80 - 85% D.O.D - remaining 80% Capacity		
Round Trip Efficiency	95%		
Recommended Depth of Discharge	≤85%		
Maximum Depth of Discharge	100% (but not recommended)		
Cooling Method	Natural		
Dimensions (W x D x H)	400 x 110 x 520mm	360 x 140 x 570mm	860 x 140 x 541mm
Weight	25kgs	47kgs	65kgs
Shell Material	Metal		
Parallel Connection	Up to 8 with communication		
Monitoring Data	Over-Charge, Over-Discharge, Over-Current and Short Circuit		
Design Lifespan	16 years > 6000 cycles expected at 80%		
Warranty	10 years or 6000 cycles for average 80% DoD and Max 90% DoD		
Control Interface	RS232, RS485 and CAN Bus for interfacing with compatible inverters, System controllers and communication for the connection of parallel batteries ( parallel batteries must be the same model)		



Contact our friendly and efficient team to discuss an energy solution that fits your lifestyle.

**magneto**  
RENEWABLE ENERGY

CALL: 087 820 8111  
WEB: [www.magnetoenergy.co.za](http://www.magnetoenergy.co.za)  
EMAIL: [info@magnetoenergy.co.za](mailto:info@magnetoenergy.co.za)

